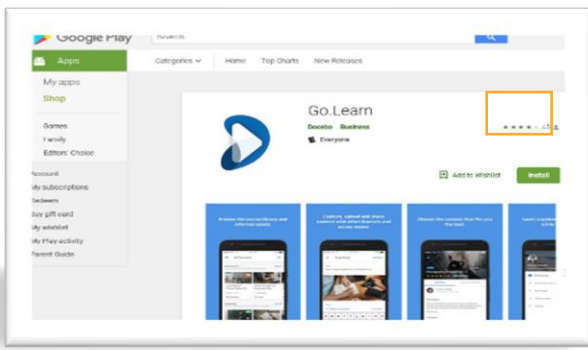
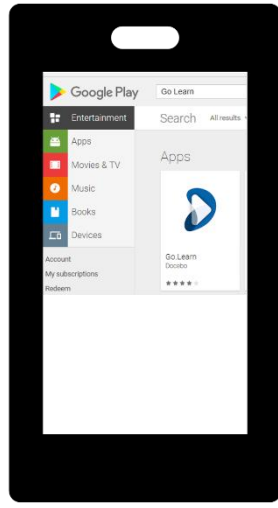


Saline Process® Online Training (SPOT) on your mobile device

As of **January 2020**, our Saline Process mobile courses will be accessed through an upgraded version of the Go Learn app. Go Learn empowers you to access learning content at any time, anywhere. Through the app you can view courses, learning plans and shared content, while tracking your progress both online and offline. To download the Go Learn app follow these steps:



The Go Learn App is available for free for both iOS (including iPads) and Android devices. You can download the app by searching for “Go.Learn” in the App Store or in Google Play. Click the **Install** button.



To access the app, tap the Go Learn app icon to launch.

AVAILABLE JANUARY 2020
If you downloaded the GoLearn app before January 2020, you need to download the latest version available now on the App Store or Google Play.

- BEST PRACTICES**
- Ensure your device has been updated to run the most recent software upgrade available.
 - Check for Software Updates on your device prior to attempting to download the app.
 - **iOS users:** To download the Go Learn App, your device must run software version 9 or higher.
 - **Android Users:** To download the Go Learn App, your device must run software version 7 or higher.

TECHNICAL SUPPORT
Technical support for the Go.Learn app is only available for devices **with** (Apple) iOS 9 and later **or** (Android) 7 and later installed on the device.
Contact:
SPOT@ ihsglobal.org
with questions. Please provide a screen capture of your issue.

SYSTEM REQUIREMENTS

- **iOS users:** To download the Go Learn App, your device must run version 9 or higher.
- **Android Users:** To download the Go Learn App, your device must run version 7 or higher.

LANGUAGES

You are able to access the Go Learn app in English. Look for more options when you register.

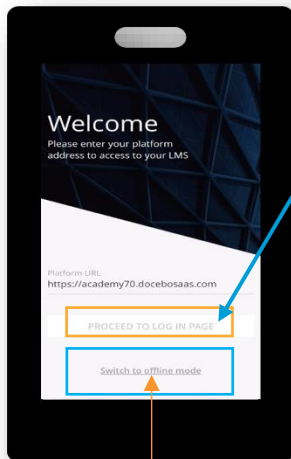
DOWNLOADING & PLAYING OFFLINE CONTENT

Please note that this is only applicable for the mobile app, not the mobile browser version of the platform.

In the mobile app, certain types of learning objects can be downloaded, played and tracked offline.

If there are any errors during the download process or if your phone does not have enough free storage space to download an object, an error message and icon will display.

OPEN THE NEWLY DOWNLOADED APP.



SWITCH TO OFFLINE MODE.

- On the first page, type, <https://spot.ihsglobal.org/learn>, in the Go Learn URL text box.
- Tap **Proceed to Login Page** and type your username and password. You can also flag the option to *Remember Me* on this device so you don't have to login again every time you launch the app.
- Tap **Sign In** to access the Saline Online courses.



Downloading & Playing Offline Content

TO DOWNLOAD A FULL COURSE:

1. When your app is online, access the course, then press the ellipsis icon in the top right corner.
2. Press the Download button that displays at the bottom of the screen.

TO DOWNLOAD A SPECIFIC LEARNING OBJECT:

1. Press the ellipsis icon in the object's row on the screen.
2. Press the Download button at the bottom of the page.

You can see the progress of the download directly on your screen. Once courses and objects are successfully downloaded, you'll find them in the Offline Content area of your app. Access that tab from your main menu. From here, you can play the downloaded courses and learning objects when you're in offline mode, and your progress will be tracked.

Once your app is online again, your progress will be synced and your LMS will record the progress you made while offline. Please note that if you are playing the same learning object on both the mobile app and your desktop platform, the most recent tracking will take priority.

Desktop/Laptop access



You are still able to access the Saline online course using your laptop or desktop by keying the URL: <https://spot.ihsglobal.org/learn> in your browser.