

5 STEPS TO USE SPOT ON YOUR MOBILE DEVICE

STEP 1:
GO TO THE GOOGLE PLAY OR THE APP STORE AND DOWNLOAD THE GO.LEARN APP.

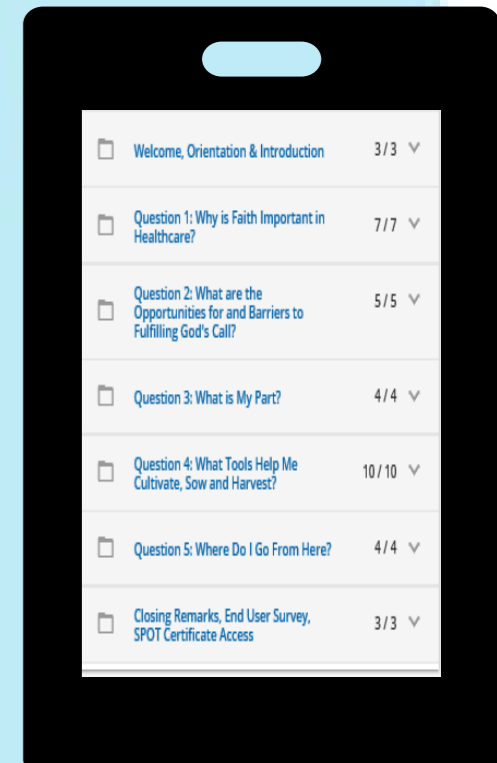


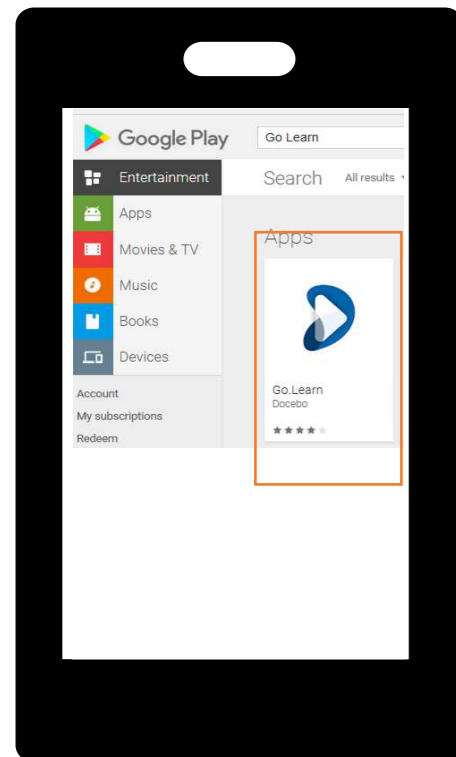
STEP 2:
OPEN THE GO LEARN APP AND TYPE: [HTTPS://SPOT.IHSGLOBAL.ORG](https://spot.ihsglobal.org) IN THE PLATFORM URL FIELD.

STEP 3:
YOU WILL SEE A SERIES OF INTRODUCTORY PROMPTS TO THE APP. CONTINUE TAPPING NEXT UNTIL THE LOGIN PAGE.

STEP 4:
SIGN IN WITH YOUR USER NAME AND PASSWORD OR REGISTER IF YOU DO NOT HAVE ONE.

STEP 5:
TAP THE SPOT E-LEARNING COURSE FROM THE COURSE MENU.

TAP THE LESSON TO BEGIN LEARNING AND ENJOY!



4a) Tap **SIGN IN** to proceed to the course.

4b) Tap **REGISTER** if it is your first time downloading the app.

Tap **THE MENU ICON** to display the menu options.